EXHIBIT 5

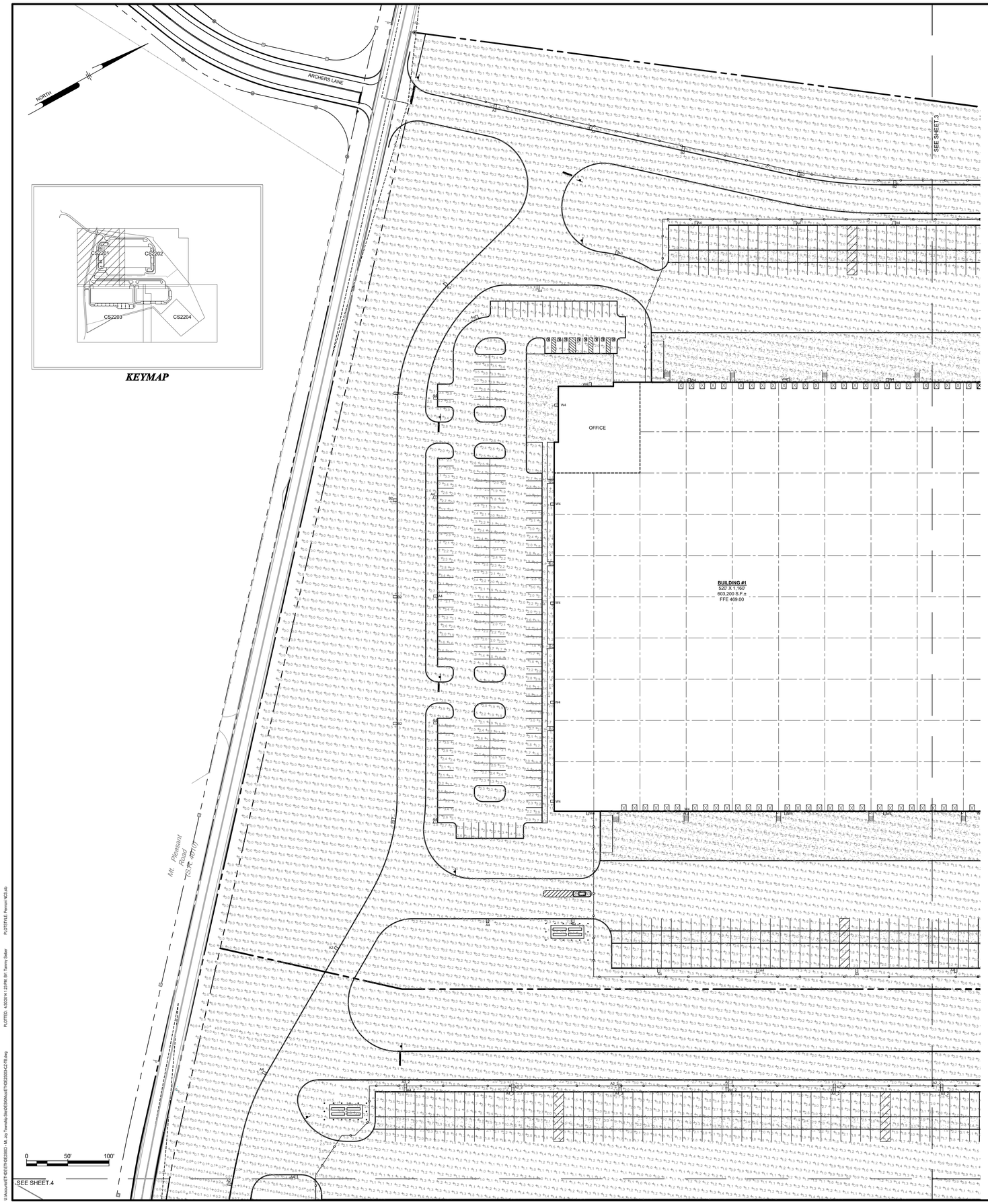

KEYMAP

EXTERNAL SHIELDING

Field installable external shields are available in 1.5" and 3" depths for blocking visibility of the light sorce from any side of the luminaire (consult factory for custom shield sizes). For "house side" shielding we recommend using the integral shield option which provides effictive spill light control and also block visability of the light source behind the luminaire. Due to the highly configurable nature of this product, IES files are not available for any external shield accessory configuration.

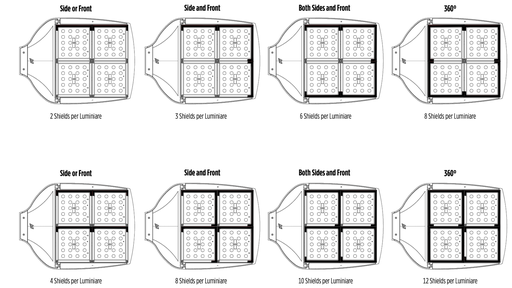

OPTIONAL V-LOCITY MEDIUM (VALM) OUTDOOR LED AREA LIGHT

NOT TO SCALE

EXTERNAL SHIELDING

Field installable external shields are available in 1.5" and 3" depths for blocking visibility of the light sorce from any side of the luminaire (consult factory for custom shield sizes). For "house side" shielding we recommend using the integral shield option which provides effictive spill light control and also block visability of the light source behind the luminaire. Due to the highly configurable nature of this product, IES files are not available for any external shield accessory configuration.

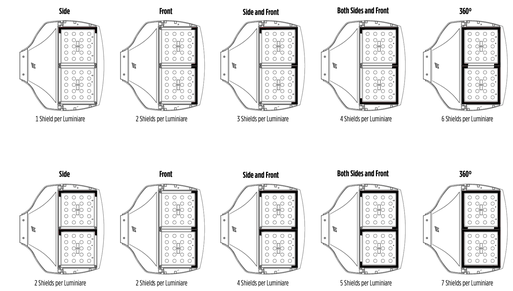

OPTIONAL V-LOCITY SMALL (VALS) OUTDOOR LED AREA LIGHT

NOT TO SCALE

LIGHTING CERTIFICATION

I, JOHN P. RENGEPIS, P.E., HEREBY CERTIFY THAT, TO THE BEST OF MY KNOWLEDGE, THE LIGHTING PLAN SHOWN AND DESCRIBED HEREON IS TRUE AND CORRECT TO THE ACCURACY REQUIRED BY THE MOUNT JOY TOWNSHIP ORDINANCES.

11/12/2025

DATE

LIGHTING NOTES

1. THE LIGHTING FIXTURES SHOWN ON THIS PLAN ARE FOR SPECIAL EXCEPTION APPROVAL AND NO SUBSTITUTIONS WILL BE PERMITTED. FINAL LIGHTING, SITE ELECTRICAL DESIGN AND BUILDING MOUNTED LIGHT FIXTURES SHALL OCCUR AT THE BUILDING DESIGN PHASE.
2. VERIFY MOUNTING HEIGHT WITH THE POLE BASE.
3. PROPOSED POLES SHALL MEET 100 MPH SUSTAINED WINDS.
4. ALL OUTDOOR LIGHTING, INCLUDING WALL MOUNTED FIXTURES, SHALL BE PLACED OR SHIELDED TO PREVENT DIRECT ILLUMINATION GLARE, OR TRESPASS LIGHT ON ADJACENT PROPERTIES AND RIGHT-OF-WAY. THE PHOTOMETRIC CALCULATION WAS COMPILED USING FIXTURES WITH NO EXTERNAL SHIELDS. THE SPECIFIED FIXTURES UTILIZE ADVANCED ACRYLIC OPTICS WITH CLASS LEADING LUMEN DISTRIBUTION THUS MINIMIZING LIGHT TRESPASS AND UNWANTED GLARE. IF IT IS DETERMINED THAT EXTERNAL SHIELDS ARE PREFERRED, THESE SHIELDS CAN BE ORDERED AND INSTALLED IN THE FIELD, POST INSTALLATION.

CALCULATION SUMMARY (FOOT CANDLES)			
LABEL	Avg.	Max.	Min.
BUILDING #1	2.06	7.0	0.2
BUILDING #2	2.03	7.0	0.4
BUILDING #3	2.00	6.2	0.3
PROPERTY LINE	0.02	0.1	0.0

NOTE: FOOT CANDLE LEVELS ARE MEASURED AT 3' ABOVE FINISHED GRADE AND THE CALCULATION SUMMARY REFLECTS THE AREA OF ALL PAVEMENT / CONCRETE AREAS DEPICTED HEREON.

LIGHTING PHOTOMETRIC DATA

LUMINAIRE SCHEDULE							
LABEL	QTY	DESCRIPTION	LLF	LUMINAIRE LUMENS	LUMINAIRE WATTS	TOTAL WATTS	MOUTING HT.
B2	13	LSI VALS-21L-2-40K7 25' SSS POLE	0.900	19582	130	1690	28'
A2	8	LSI VALS-27L-2-40K7 25' SSS POLE	0.900	25235	178	1424	28'
A2_2	11	LSI VALS-21L-2-40K7 MOUNTED ON SAME POLE AS A4_2	0.900	19582	130	1430	28'
A3	7	LSI VALS-27L-3M-40K7 25' SSS POLE	0.900	24066	178	1246	28'
A3_2	1	LSI VALS-27L-3M-40K7 MOUNTED ON SAME POLE AS A4_2	0.900	24066	178	178	28'
A4	34	LSI VALM-30L-4F-40K7 25' SSS POLE	0.900	26688	179	6802	28'
A4_2	12	LSI VALM-30L-4F-40K7 25' SSS POLE TYPE A3 2/A2_2 SHALL BE MOUNTED ON SAME POLE	0.900	26688	179	2148	28'
W2	3	LSI VALS-27L-3M-40K7 WALL MOUNT BRACKET	0.900	19582	130	390	25'
W3	6	LSI VALS-27L-3M-40K WALL MOUNT BRACKET	0.900	24066	178	1068	25'
W4	61	LSI VALS-27L-4F-40K7 WALL MOUNT BRACKET	0.900	23265	178	10858	25'

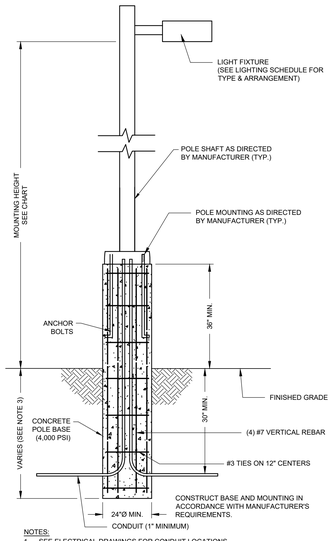

NOTES:
1. SEE ELECTRICAL DRAWINGS FOR CONDUIT LOCATIONS
2. NUMBER AND SIZE OF ANCHOR BOLTS PER MANUFACTURER'S REQUIREMENTS.
3. FOUNDATION INFORMATION AND DESIGN TO BE PROVIDED BY THE LIGHTING DESIGNER.
4. CONCRETE POLE BASES SHALL BE SET BACK A MIN. OF 2' BEHIND BACK OF CURB TO PREVENT CONFLICTS DURING CONSTRUCTION.
5. POLES MUST BE GROUNDED.

LIGHT STANDARD-RAISED MOUNT

NOT TO SCALE

PENNONI ASSOCIATES INC.
5072 Ritter Road, Suite 102
Mechanicsburg, PA 17055
T 717.975.6481 F 717.975.6480

ALL DIMENSIONS MUST BE VERIFIED BY CONTRACTOR AND OWNER MUST BE NOTIFIED OF ANY DISCREPANCIES BEFORE PROCEEDING WITH WORK

GREINER DEVELOPMENT PROJECT
2843 MOUNT PLEASANT ROAD
MOUNT JOY, PENNSYLVANIA

LIGHTING PLAN

FRANKLIN B. GREINER, JR.
2843 MOUNT PLEASANT ROAD
MOUNT JOY, PENNSYLVANIA 17552

DATE	NO.	REVISIONS	BY

ALL DOCUMENTS PREPARED BY PENNONI ASSOCIATES ARE INSTRUMENTS OF SERVICE IN RESPECT OF THE PROJECT. THEY ARE NOT INTENDED OR REPRESENTED TO BE SUITABLE FOR REUSE BY OWNER OR OTHERS ON THE EXTENSIONS OF THE PROJECT OR ON ANY OTHER PROJECT. ANY REUSE, OVERLAY, MODIFICATION OR ADAPTATION BY PENNONI ASSOCIATES FOR OTHER SPECIFIC PURPOSE INTENDED WILL BE AT OWNERS SOLE RISK AND WITHOUT LIABILITY OR LEGAL EXPOSURE TO PENNONI ASSOCIATES; AND OWNER SHALL INDEMNIFY AND HOLD HARMLESS PENNONI ASSOCIATES FROM ALL CLAIMS, DAMAGES, LOSSES AND EXPENSES ARISING OUT OF OR RESULTING THEREFROM.

PROJECT	ETHDE25003
DATE	2025-11-14
DRAWING SCALE	1" = 50'
DRAWN BY	TLR
APPROVED BY	JDH

CS2201

SHEET 1 OF 4

U:\Accounts\ETHDE\ETHDE25003 - Mt. Joy Township Site\DESIGN\cad\ETHDE25003-C2-TB.dwg PLOTTED: 4/30/2014 1:23 PM, BY: Tammy Sieber PLOTSTYLE: Pennoni NCS.ctb

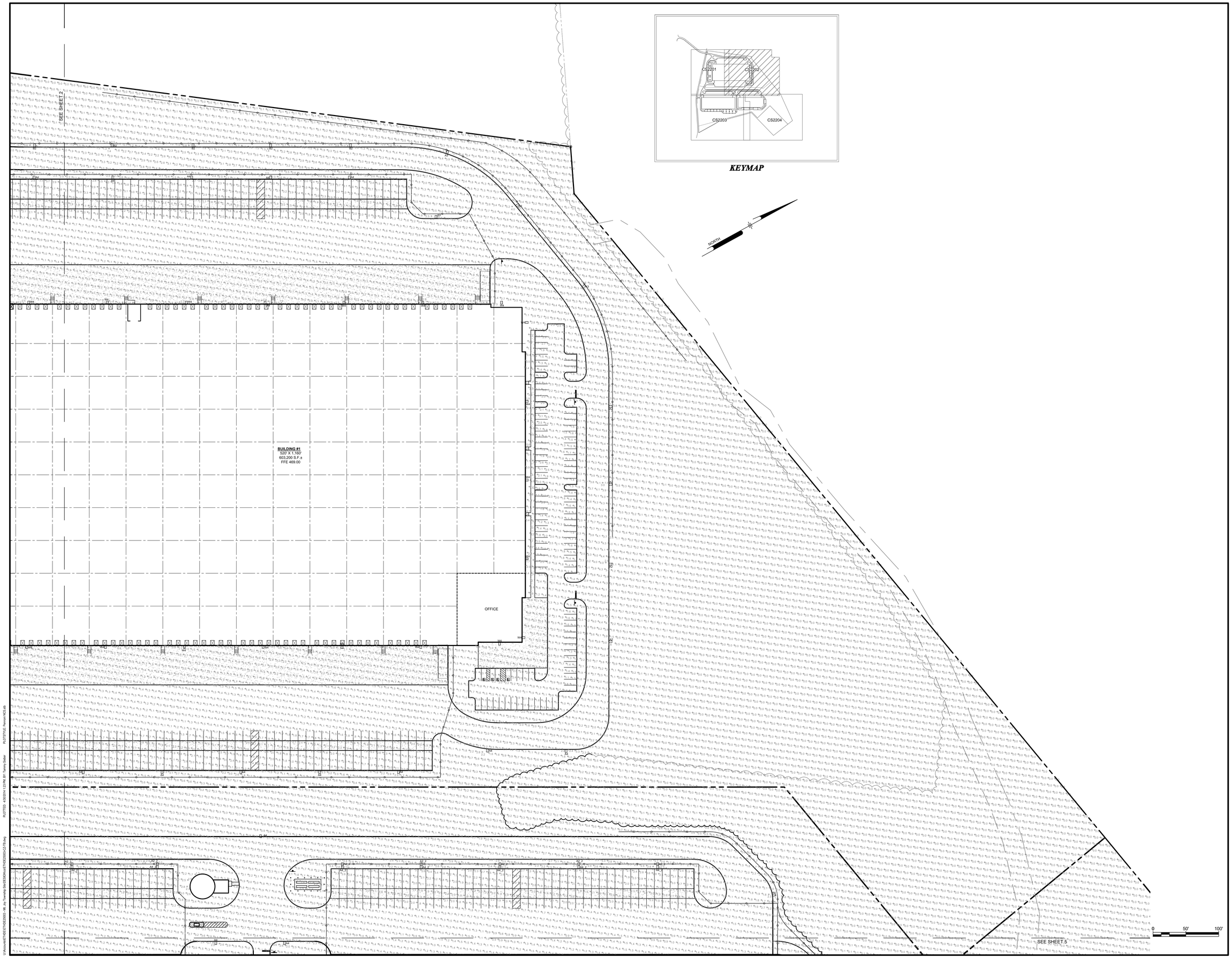

PLOTTED: 4/20/2014 1:23 PM BY: Tammy Stalter PLOTSTYLE: Pennoni NCS.ctb

U:\Acroyal\ETHDE\ETHDE2003-1-B Jay Township Site\DESIGN\ETHDE2003-CS-TB.dwg

Pennoni

PENNONI ASSOCIATES INC.
5072 Ritter Road, Suite 102
Mechanicsburg, PA 17055
T 717.975.6481 F 717.975.6480

ALL DIMENSIONS MUST BE VERIFIED BY CONTRACTOR AND OWNER MUST BE NOTIFIED OF ANY DISCREPANCIES BEFORE PROCEEDING WITH WORK

GREINER DEVELOPMENT PROJECT

2843 MOUNT PLEASANT ROAD
MOUNT JOY, PENNSYLVANIA

LIGHTING PLAN

FRANKLIN B. GREINER, JR.
2843 MOUNT PLEASANT ROAD
MOUNT JOY, PENNSYLVANIA 17552

DATE	NO.	REVISIONS	BY

ALL DOCUMENTS PREPARED BY PENNONI ASSOCIATES ARE INSTRUMENTS OF SERVICE IN RESPECT OF THE PROJECT. THEY ARE NOT INTENDED OR REPRESENTED TO BE SUITABLE FOR REUSE BY OWNER OR OTHERS ON THE EXTENSIONS OF THE PROJECT OR ON ANY OTHER PROJECT. ANY REUSE WITHOUT WRITTEN VERIFICATION OR ADAPTATION BY PENNONI ASSOCIATES FOR THE SPECIFIC PURPOSE INTENDED WILL BE AT OWNERS SOLE RISK AND WITHOUT LIABILITY OR LEGAL EXPOSURE TO PENNONI ASSOCIATES; AND OWNER SHALL INDEMNIFY AND HOLD HARMLESS PENNONI ASSOCIATES FROM ALL CLAIMS, DAMAGES, LOSSES AND EXPENSES ARISING OUT OF OR RESULTING THEREFROM.

PROJECT	ETHDE25003
DATE	2025-11-14
DRAWING SCALE	1" = 50'
DRAWN BY	TLR
APPROVED BY	JDH

CS2202

SHEET 2 OF 4

SEE SHEET 2

NORTH

BUILDING #2
360' X 1,050'
378,000 S.F.±
FFE 496.00

OFFICE

BUILDING #2
360' X 1,050'
378,000 S.F.±
FFE 496.00

OFFICE

BUILDING #3
310' X 800'
246,580 S.F.±
FFE 500.00

OFFICE

Siauner Road

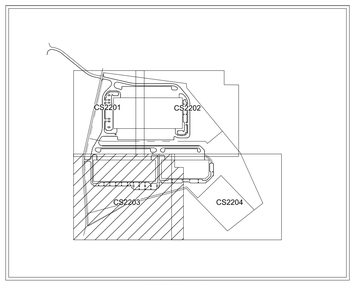

KEYMAP

SEE SHEET 5

0 50' 100'

PENNONI ASSOCIATES INC.
5072 Ritter Road, Suite 102
Mechanicsburg, PA 17055
T 717.975.9461 F 717.975.6480

ALL DIMENSIONS MUST BE VERIFIED BY CONTRACTOR AND OWNER MUST BE NOTIFIED OF ANY DISCREPANCIES BEFORE PROCEEDING WITH WORK

GREINER DEVELOPMENT PROJECT

2843 MOUNT PLEASANT ROAD
MOUNT JOY, PENNSYLVANIA

LIGHTING PLAN

FRANKLIN B. GREINER, JR.
2843 MOUNT PLEASANT ROAD
MOUNT JOY, PENNSYLVANIA 17552

DATE	NO.	REVISIONS	BY

ALL DOCUMENTS PREPARED BY PENNONI ASSOCIATES ARE INSTRUMENTS OF SERVICE IN RESPECT OF THE PROJECT. THEY ARE NOT INTENDED OR REPRESENTED TO BE SUITABLE FOR REUSE BY OWNER OR OTHERS ON THE EXTENSIONS OF THE PROJECT OR ON ANY OTHER PROJECT. ANY REUSE WITHOUT WRITTEN VERIFICATION OR ADAPTATION BY PENNONI ASSOCIATES FOR THE SPECIFIC PURPOSE INTENDED WILL BE AT OWNERS SOLE RISK AND WITHOUT LIABILITY OR LEGAL EXPOSURE TO PENNONI ASSOCIATES; AND OWNER SHALL INDEMNIFY AND HOLD HARMLESS PENNONI ASSOCIATES FROM ALL CLAIMS, DAMAGES, LOSSES AND EXPENSES ARISING OUT OF OR RESULTING THEREFROM.

PROJECT	ETHDE25003
DATE	2025-11-14
DRAWING SCALE	1" = 50'
DRAWN BY	TLR
APPROVED BY	JDH

CS2203

SHEET 3 OF 4

U:\Acroyal\ETHDE\ETHDE25003_MB_by Township Site\DESIGN\ETHDE25003-CS-TB.dwg PLOTTED: 4/3/2014 1:31 PM BY: Tammy Sieber PLOTSTYLE: Pennoni NCS.ctb

PENNONI ASSOCIATES INC.
5072 Ritter Road, Suite 102
Mechanicsburg, PA 17055
T 717.975.6481 F 717.975.6480

ALL DIMENSIONS MUST BE VERIFIED BY CONTRACTOR AND OWNER MUST BE NOTIFIED OF ANY DISCREPANCIES BEFORE PROCEEDING WITH WORK

GREINER DEVELOPMENT PROJECT

2843 MOUNT PLEASANT ROAD
MOUNT JOY, PENNSYLVANIA

LIGHTING PLAN

FRANKLIN B. GREINER, JR.
2843 MOUNT PLEASANT ROAD
MOUNT JOY, PENNSYLVANIA 17552

DATE	NO.	REVISIONS	BY

ALL DOCUMENTS PREPARED BY PENNONI ASSOCIATES ARE INSTRUMENTS OF SERVICE IN RESPECT OF THE PROJECT. THEY ARE NOT INTENDED OR REPRESENTED TO BE SUITABLE FOR REUSE BY OWNER OR OTHERS ON THE EXTENSIONS OF THE PROJECT OR ON ANY OTHER PROJECT. ANY REUSE WITHOUT WRITTEN VERIFICATION OR ADAPTATION BY PENNONI ASSOCIATES FOR THE SPECIFIC PURPOSE INTENDED WILL BE AT OWNERS SOLE RISK AND WITHOUT LIABILITY OR LEGAL EXPOSURE TO PENNONI ASSOCIATES; AND OWNER SHALL INDEMNIFY AND HOLD HARMLESS PENNONI ASSOCIATES FROM ALL CLAIMS, DAMAGES, LOSSES AND EXPENSES ARISING OUT OF OR RESULTING THEREFROM

PROJECT	ETHDE25003
DATE	2025-11-14
DRAWING SCALE	1" = 50'
DRAWN BY	TLR
APPROVED BY	JDH

CS2204

SHEET 4 OF 4

U:\Accurate\ETHDE\ETHDE25003 - Mt. Joy Township Site\DESIGN\cd\ETHDE25003-C2-TB.dwg PLOTTED: 4/30/2014 1:23 PM, BY: Tammy Sieber PLOTSTYLE: Pennoni NCS.ctb